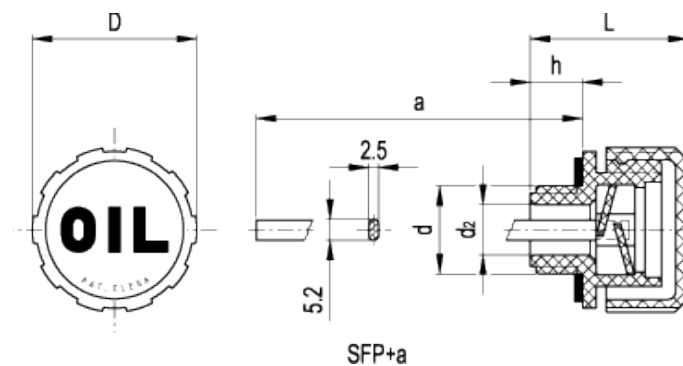


# SFP+a

Breather caps  
with splash guard  
and flat dipstick



ELESA Original design



## technical informations

### Cover and threaded connector

Polyamide based (PA) technopolymer. Resistant to solvents, oils, greases and other chemical agents.

### Colour

- Cover: RAL 2004 orange, semi-matte finish, marked "OIL".
- Threaded connector: black, semi-matte finish.

### Flat packing ring

NBR synthetic rubber.

### Flat dipstick

Phosphatised steel. On request and for sufficient quantities dipstick can be supplied in different lengths and/or complete with MAX-MIN level lines.

### Splash guard

Technopolymer.

### Standard executions available

- SFP+a: without air filter (black splash guard).
- SFP+F+a: D = 31, 42 and 57 with "tech-fil" air filter in zinc-plated steel wire (orange splash guard); D = 70 with "tech-foam" air filter in polyurethane foam mesh (polyester base), air filtration 40  $\mu$  (grey splash guard).
- SFP.70-BA+F+a: with "tech-foam" air filter in polyurethane foam mesh (polyester base), air filtration 40  $\mu$  (grey splash guard) and zinc-plated steel sheet bayonet and chrome-plated steel safety chain.

### Maximum continuous working temperature

120°C for execution without air filter or with "tech-fil" air filter.  
100°C for execution with "tech-foam" air filter.

### Special executions on request (For sufficient quantities)

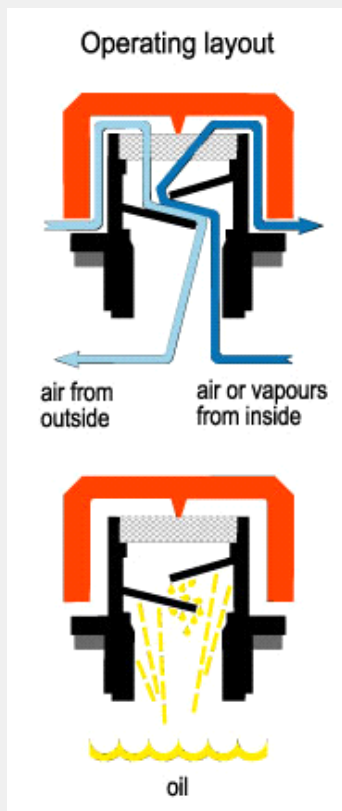
- Cover, RAL 2004 orange, without "OIL" mark.
- Black cover with or without "OIL" mark.

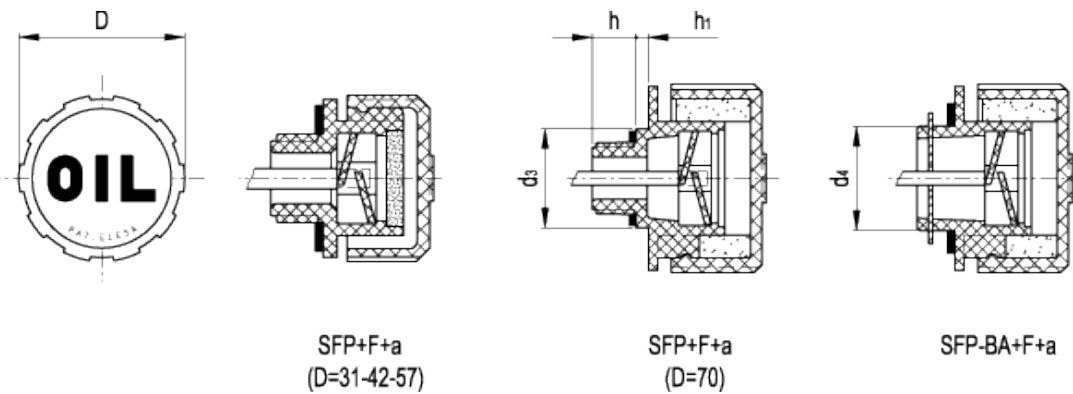
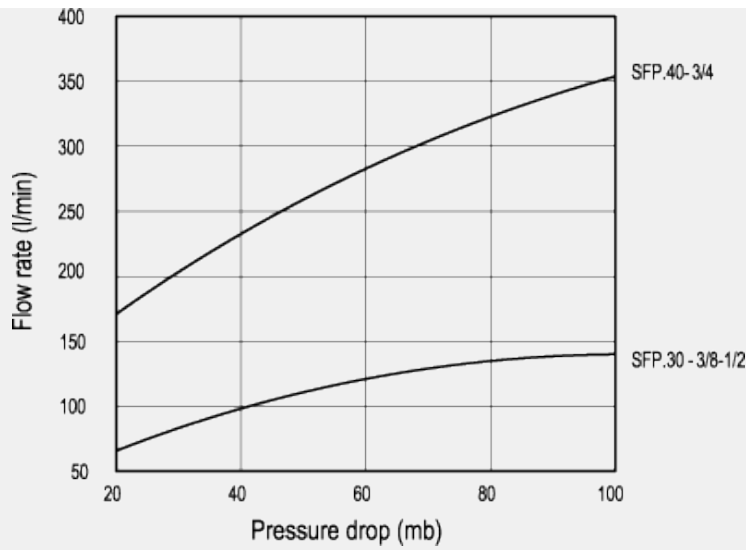
### Features and applications

SFP+a breather caps come complete with splash guard device (ELESA originale design) that prevents oil loss and are particularly suitable for use where oil is violently agitated and could be splashed against the breather cap.

### Technical data

Air flow rate for each model can be determined from the graph calculating the difference between the pressure inside and outside the reservoir.





Standard Elements		Main dimensions						Weight
Code	Description	d	h	D	L	d <sub>2</sub>	a	g
53946	SFP.30-16x1.5+a	M16x1.5	9.5	31	29.5	10	188	30
53966	SFP.30-18x1.5+a	M18x1.5	9.5	31	29.5	10	188	30
53983	SFP.30-20x1.5+a	M20x1.5	9.5	31	29.5	12	188	31
53993	SFP.30-22x1.5+a	M22x1.5	9.5	31	29.5	12	188	31

Standard Elements		Main dimensions						Weight
Code	Description	d	h	D	L	d <sub>2</sub>	a	g
53936	SFP.30-1/4+a	G 1/4	9.5	31	29.5	8	188	30
54011	SFP.30-3/8+a	G 3/8	9.5	31	29.5	10	188	30
54111	SFP.30-1/2+a	G 1/2	9.5	31	29.5	12	188	30
54211	SFP.40-3/4+a	G 3/4	11.5	42	36.5	18	184	42
54311	SFP.40-1+a	G 1	11.5	42	36.5	18	184	44
54411	SFP.57-1¼+a	G 1¼	16	57	44	32	184	63
54511	SFP.57-1½+a	G 1½	16	57	44	32	184	65
54877	SFP.70-2+a	G 2	17	70	59	23	179	106

Standard Elements		Main dimensions									Weight
Code	Description	d	h	D	L	d <sub>2</sub>	d <sub>3</sub>	d <sub>4</sub>	h <sub>1</sub>	a	g
53956	SFP.30-16x1.5+F+a	M16x1.5	9.5	31	29.5	10	-	-	-	188	34
53976	SFP.30-18x1.5+F+a	M18x1.5	9.5	31	29.5	10	-	-	-	188	34
53989	SFP.30-20x1.5+F+a	M20x1.5	9.5	31	29.5	12	-	-	-	188	32
53999	SFP.30-22x1.5+F+a	M22x1.5	9.5	31	29.5	12	-	-	-	188	33

Standard Elements		Main dimensions						Weight
-------------------	--	-----------------	--	--	--	--	--	--------

Code	Description	d	h	D	L	d <sub>2</sub>	d <sub>3</sub>	d <sub>4</sub>	h <sub>1</sub>	a	g
53939	SFP.30-1/4+F+a	G 1/4	9.5	31	29.5	8	-	-	-	188	31
54031	SFP.30-3/8+F+a	G 3/8	9.5	31	29.5	10	-	-	-	188	33
54131	SFP.30-1/2+F+a	G 1/2	9.5	31	29.5	12	-	-	-	188	34
54231	SFP.40-3/4+F+a	G 3/4	11.5	42	36.5	18	-	-	-	184	50
54331	SFP.40-1+F+a	G 1	11.5	42	36.5	18	-	-	-	184	50
54431	SFP.57-1¼+F+a	G 1¼	16	57	44	32	-	-	-	184	75
54531	SFP.57-1½+F+a	G 1½	16	57	44	32	-	-	-	184	75
54853	SFP.70-3/4+F+a	G 3/4	15	70	63	16	35	-	6	173	100
54863	SFP.70-1¼+F+a	G 1¼	17	70	59	23	-	-	-	179	105
54879	SFP.70-2+F+a	G 2	17	70	59	23	-	-	-	179	110
54883	SFP.70-BA+F+a	-	14	70	56	23	-	39	-	179	100

This product had the following design awards:



ELESA and GANTER models all rights reserved in accordance with the law. Always mention the source when reproducing our drawings.

STANDARD MACHINE ELEMENTS WORLDWIDE